

Can You Guess Who? Turning a Simple Game into Real Communication

Connor Baron – Nagoya University of Foreign Studies

How does the game work?

The concept is simple...

Steps to playing

- 1 Your partner picks a character
- 2 You ask questions
- 3 You figure out your partner's character



Materials/Equipment

Example Sheets



What is "Guess Who?"

Guess Who is an activity that...

- 1 Focuses on filling in information gaps
- 2 Requires students to understand and adapt to peer responses
- 3 Can be easily adjustable to meet your class needs

So, let's try!

Take a game sheet and let's play

	1	2	3	4	5	6
1	X	O	X	O	X	O
2	O	X	O	X	O	X
3	X	O	X	O	X	O
4	O	X	O	X	O	X
5	X	O	X	O	X	O
6	O	X	O	X	O	X



Thank you for playing!

The next steps

- 1 Scan the QR Code Below
- 2 Download the template
- 3 Adjust to your context



Thank you for your time!

• Email – connor.baron@hotmail.co.uk

• LinkedIn



• My TYL Article on Classroom Materials



What is "Guess Who?"

Guess Who is an activity that...

1

Focuses on filling in information gaps

2

Requires students to understand and adapt to peer responses

3

Can be easily adjustable to meet your class needs

Guess Who is an activity that...

1

Focuses on filling in information gaps

2

Requires students to understand and adapt to peer responses

3

Can be easily adjustable to meet your class needs

How does the game work?

The concept is simple...

Steps to playing

1 Your partner picks a character

2 You ask questions

3 You figure out your partner's character

What does this game work.

Concept is simple...

Steps to playing

1 Your partner picks a character

2 You ask questions

3 You figure out your partner's character

Materials/Equipment

Materials/Equipment

- A game sheet
- That's it...

Example Sheets

1

じゃんけんをします。 かった人はキャラクターをひみつでえらびます。
 パートナーは「What sport do you like?」「What food do you like?」「What fruit do you like?」とききます。

What _____ do you like?

3つのこたえでキャラクターをあてます。

	○	×	○	×	○	×
	×	○	○	×	○	×
	○	×	○	×	×	○
	○	×	×	○	×	○
	×	○	×	○	○	×
	×	○	×	○	×	○

2

Can you _____?

	○	×	○	×	○	×
	×	○	○	×	○	×
	○	×	○	×	×	○
	○	×	×	○	×	○
	×	○	×	○	○	×
	×	○	×	○	×	○

3

じゃんけんをします。 かった人はキャラクターをひみつでえらびます。
 パートナーは「Can you _____?」とききます。
 3つの答えでキャラクターをあてます。

New Horizon 5 - Unit 3 - Can you...? Name : _____

	○	×	○	×	○	×
	×	○	○	×	○	×
	○	×	○	×	×	○
	○	×	×	○	×	○
	×	○	×	○	○	×
	×	○	×	○	×	○













So, let's try!

Take a game sheet and let's play

じゃんけんをします。かった人はキャラクターをひみつでえらびます。
パートナーは「What sport do you like?」「What food do you like?」「What fruit do you like?」とききます。

What _____ do you like?

3つのこたえでキャラクターをあてます。

						
	○	×	○	×	○	×
	×	○	○	×	○	×
	○	×	○	×	×	○
	○	×	×	○	×	○
	×	○	×	○	○	×
	×	○	×	○	×	○

Thank you for playing!

The next steps

1 Scan the QR Code Below

2 Download the template

3 Adjust to your context



The next steps

1 Scan the QR Code Below

2 Download the template

3 Adjust to your context



Thank you for your time!

- Email – connor.baron@hotmail.co.uk

- LinkedIn



- My TYL Article on Classroom Materials



Can You Guess Who? Turning a Simple Game into Real Communication

Connor Baron – Nagoya University of Foreign Studies

How does the game work?

The concept is simple...

Steps to playing

- 1 Your partner picks a character
- 2 You ask questions
- 3 You figure out your partner's character



Materials/Equipment

- A game sheet
- That's it...

Example Sheets



Thank you for playing!

The next steps

- 1 Scan the QR Code Below
- 2 Download the template
- 3 Adjust to your context



What is "Guess Who?"

Guess Who is an activity that...

- 1 Focuses on filling in information gaps
- 2 Requires students to understand and adapt to peer responses
- 3 Can be easily adjustable to meet your class needs

So, let's try!

Take a game sheet and let's play

	What do you like?					
	<input type="checkbox"/>	<input checked="" type="checkbox"/>	<input type="checkbox"/>	<input checked="" type="checkbox"/>	<input type="checkbox"/>	<input checked="" type="checkbox"/>
	<input checked="" type="checkbox"/>	<input type="checkbox"/>	<input type="checkbox"/>	<input checked="" type="checkbox"/>	<input type="checkbox"/>	<input checked="" type="checkbox"/>
	<input type="checkbox"/>	<input checked="" type="checkbox"/>	<input type="checkbox"/>	<input checked="" type="checkbox"/>	<input checked="" type="checkbox"/>	<input type="checkbox"/>
	<input checked="" type="checkbox"/>	<input type="checkbox"/>	<input checked="" type="checkbox"/>	<input type="checkbox"/>	<input checked="" type="checkbox"/>	<input checked="" type="checkbox"/>
	<input checked="" type="checkbox"/>	<input type="checkbox"/>	<input checked="" type="checkbox"/>	<input type="checkbox"/>	<input checked="" type="checkbox"/>	<input checked="" type="checkbox"/>



Thank you for your time!

• Email - connor.baron@hotmail.co.uk

• LinkedIn



• My TYL Article on Classroom Materials

